

2024 MAY FINANCIAL SNAPSHOT




What happened with new attendees this month?


New Visitors



This Month	3
Last Month	1
Last May	3



What about new donors?



Here you go!

New Donors

This Month	2
Last Month	2
Last May	1

Donors to Operations



This Month	250
Last Month	268
Last May	276

I'd like to know about our cash and investments



Checking Balance

This Month	Last Month	Last May
\$144,345	\$92,954	\$176,883

A faint background illustration of a classical building with four columns and a pediment, with a dollar sign inside a circle on the pediment.

Cash & Investments

This Month	\$4,046,818
Last Month	\$3,983,947
Last May	\$3,842,487

A background illustration showing two hands, one from the top and one from the bottom, holding a large green bill.

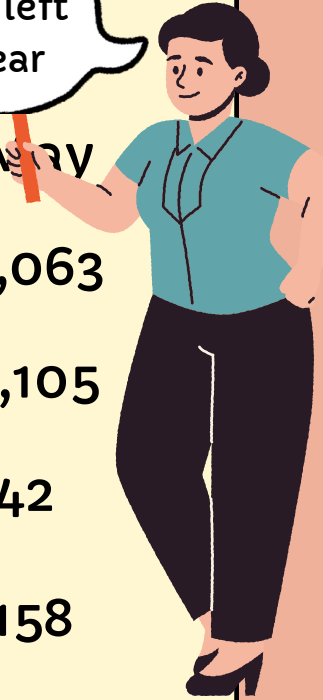
Those are really big numbers



Income & Expense

Just one month left
in this fiscal year

	This Month	Last Month	Last May
Operating Income	\$73,075	\$135,497	\$120,063
Operating Expense	\$105,920	\$131,057	\$126,105
Surplus/Deficit	-\$32,845	\$4,439	-\$6,042
YTD Surplus/Deficit	-\$23,507	\$9,337	-\$64,158



**God will meet all your
needs according to the
riches of his glory in
Christ Jesus!**

