









Financial Snapshot

2023
Aug.

2023
July

2022
Aug.

	Balance in Checking Account	<i>CASH</i>	\$108,824	\$58,404	\$281,715
	Total Cash & Investments	<i>SAVINGS</i>	\$3,843,902	\$3,904,072	\$3,824,692
	Income for Church Operations	<i>INCOME</i>	\$148,176	\$126,495	\$87,939
	Expense for Church Operations	<i>EXPENSE</i>	\$86,014	\$92,200	\$80,642
	Surplus (positive) or Deficit (negative)	<i>DIFFERENCE</i>	\$62,162	\$34,295	\$7,297
	Fiscal year-to-date surplus or deficit	<i>ANNUAL</i>	\$96,457	\$34,295	\$26,759
	<small>(Fiscal year began 7/1/23)</small>				
	Worship attendance for the month	<i>ATTENDANCE</i>	1,067	1,138	911
	First time visitors	<i>VISITORS</i>	4	3	1
	Total donors to operations this month	<i>DONORS</i>	265	277	257
	New donors this month	<i>NEW DONORS</i>	2	2	1

